



# Murmurs



OCT - DEC 2011 Issue 11 A quarterly publication of National Heart Centre Singapore MICA (P) 078/07/2011

## HIGHLIGHTS

- Renal Denervation for Treatment-resistant Hypertension
- Fellowship in Cardiothoracic Surgery
- We are BCM-recertified



## NHCS Introduces New Aquapheresis Therapy for Fluid Overload



*Dr David Sim (left), Consultant, Department of Cardiology and Co-Director, Heart Failure Programme, National Heart Centre Singapore (NHCS) explaining the new Aquapheresis therapy to his patient, Mr Soh Teow Cheng.*

Within a short space of two weeks, Mr Soh Teow Cheng puts on 15.5 kilograms. "I couldn't walk, and would feel breathless covering a distance of less than 10 metres. The swelling in my abdomen was so bad, I looked like I'm 10 months pregnant," said the 59-year-old heart failure patient.

Mr Soh had a condition known as fluid overload where excess fluid (mainly salt and water) accumulates in the body. For most patients, they are treated with diuretics, commonly known as "water pills," to help the body get rid of unneeded water and salt through the urine. However, about 20 to 30 per cent of these patients suffer from diuretic resistance, as in Mr Soh's case. He was recommended the new therapy known as Aquapheresis.

### Safe and Effective Way to Remove Fluid

Aquapheresis, a form of ultrafiltration, helps heart failure patients with fluid overload remove excess salt and water from the body safely and effectively. Using the Aquadex FlexFlow, the device-based therapy is targeted at those who do not respond well to diuretics. Aquapheresis helps to relieve symptoms such as weight gain, swelling in the legs, arms and abdomen, difficulty in breathing and fatigue. This will help heart failure patients reduce their readmissions, length of hospital stay, unscheduled clinics and emergency room visits. The National Heart Centre Singapore is the first in Asia to introduce Aquapheresis in October 2011.

*[Continued on Next Page]*

[Continued from Previous Page]

During Aquapheresis, trained medical personnel will insert catheters in selected veins in the patient's body. Once in place, the catheters are connected to the blood filter circuit. The filter removes the excess fluid (salt and water) from the blood and re-circulates the blood back to the body. Mr Soh was started on the new therapy on 8 November 2011. After the treatment, his net weight loss was 8.8 kilograms and fluid loss was 12 litres over 48 hours. His symptoms were relieved and he was discharged well after five days.

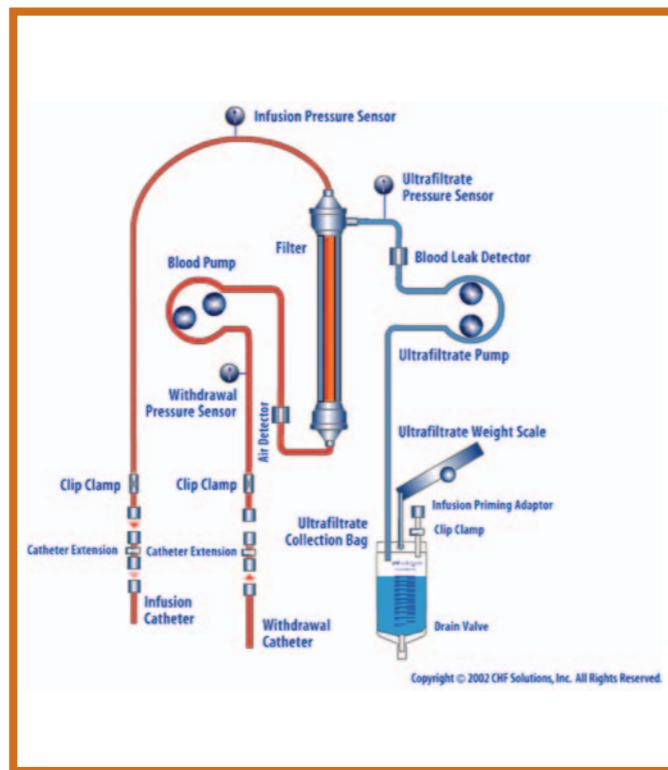
Visibly relieved after the therapy, Mr Soh said, "After the treatment, I can walk so much better and can continue to work as a taxi driver."

### Reduces Readmissions and Length of Stay

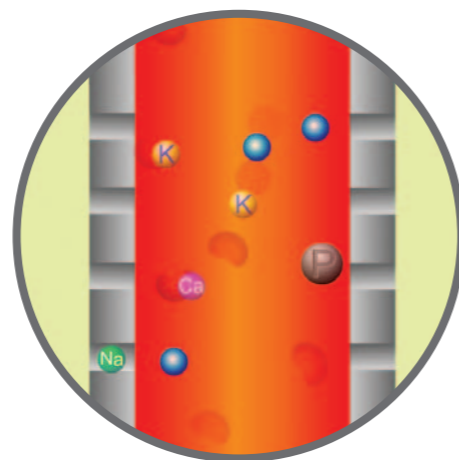
Dr David Sim, Consultant, Department of Cardiology and Co-Director, Heart Failure Programme, NHCS said, "Fluid overload accounts for over 90 per cent of hospitalisations for heart failure patients. The introduction of Aquapheresis therapy can be used as a more efficient method of fluid removal. This helps to improve the quality of life for the patients with a shorter length of hospital stay."

The safety and efficacy of the new therapy is shown in a major clinical trial (UNLOAD trial) involving 200 patients at 28 centres in the United States. The trial compared ultrafiltration with standard intravenous diuretic therapy. The results showed that at 48 hours, the ultrafiltration group had 38 per cent greater weight loss and 28 per cent greater net fluid loss than the diuretics group. At 90 days, the ultrafiltration group saw 50 per cent reduction in re-hospitalisation episodes, 63 per cent reduction in total re-hospitalised days and 52 per cent reduction in unscheduled clinic/emergency room visits.

To date, a total of 10 patients have successfully received the Aquapheresis therapy. In Singapore, heart failure is a top cause for cardiac admissions at about 5,000 cases yearly. NHCS sees about 1,000 cases each year. The centre estimates about 50 patients will benefit from the Aquapheresis therapy.



Fluid Path Diagram of the Aquapheresis therapy.

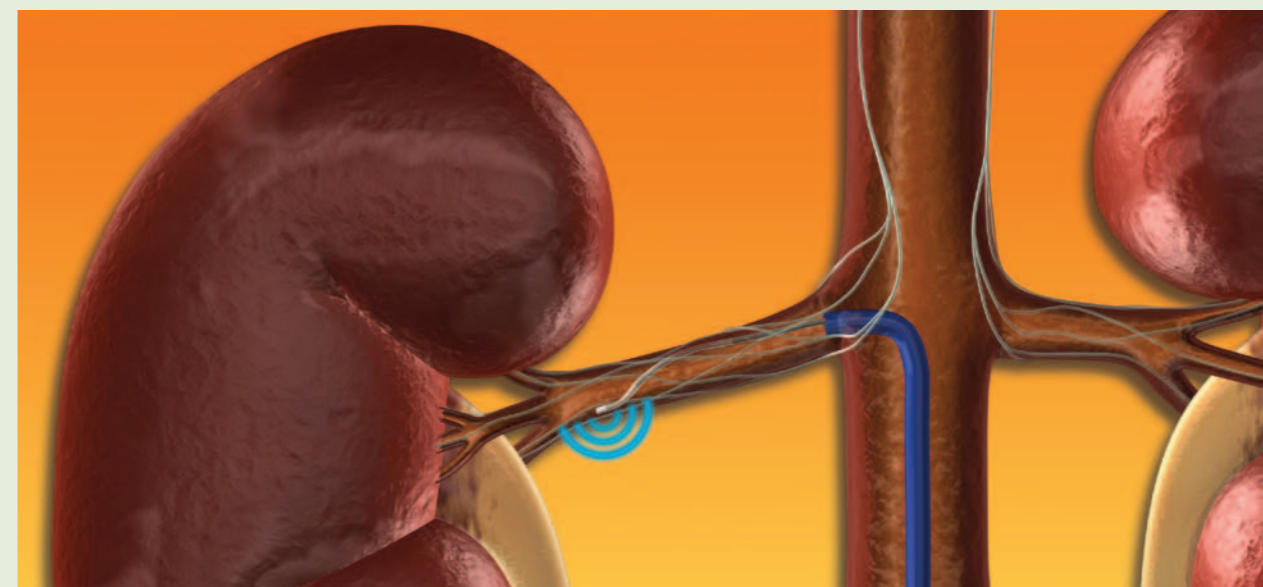


A close-up view of the smaller molecules of sodium and water being removed from the blood.

### About Fluid Overload

- Fluid overload is a condition in which more fluid is going into your body than is coming out.
- This fluid, primarily salt and water, builds up in various locations in a patient's body and leads to an increase in weight, swelling in the legs and arms, and/or in the abdomen.
- This fluid enters the air spaces in the lungs, reduces the amount of oxygen that can enter the blood, and causes shortness of breath.
- Fluid can also collect in the lungs when a patient lies down at night and can make night time breathing and sleeping difficult.
- Fluid overload can be caused by many reasons, including problems with the heart, kidneys, liver, lungs or a combination of any of these vital organs.

## Renal Denervation for Treatment-resistant Hypertension



In renal denervation, the cardiologist guides a catheter to the renal artery and delivers radiofrequency energy from the tip of the catheter to destroy the nerves in the renal arteries to modulate blood pressure. Image courtesy of Medtronic, Inc.

For years, Mr Leow Cheng Hai was plagued by persistent hypertension. Taking four types of medications did not even help. He was always tired and did not feel like getting out of the house.

In Singapore, about one in four adults has high blood pressure. Persistent hypertension is a risk factor for stroke and heart disease. A/Prof Lim Soo Teik, Head and Senior Consultant, Department of Cardiology, National Heart Centre Singapore (NHCS) said, "Research has shown that each incremental 20/10 mmHg increase of blood pressure above normal levels directly correlates to a doubling of cardiovascular mortality over a 10-year period."

Normal blood pressure is defined as below 130/80 mmHg. "Hypertensive patients should get their blood pressure below 140/90 mmHg, and diabetic hypertensive patients even lower, to 130/80 mmHg," A/Prof Lim added.

### Lowers Risk of Stroke, Heart Disease and Death

Mr Leow's doctor, Dr Chin Chee Tang, Consultant, Department of Cardiology, NHCS suggested a new minimally invasive procedure known as renal denervation to him. During the procedure, a catheter is guided to the renal artery via an opening at the groin area.

Radiofrequency energy is then delivered from the tip of the catheter to selectively disable renal nerves within the sympathetic nervous system to modulate blood pressure.

The safety and efficacy of renal denervation was demonstrated in the Symplicity HTN-2 Trial which involved 106 patients at 24 overseas centres. At six months, 84 per cent of renal denervation patients had  $\geq 10$  mmHg reduction in systolic blood pressure. There was also no serious device or procedure-related adverse event.

Elaborating on the impact of this new treatment, Dr Chin said, "Studies have shown that a 5 mmHg reduction in blood pressure results in 14 per cent decrease in stroke, 9 per cent decrease in heart disease and 7 per cent decrease in death. Previously once hypertensive patients are at the maximal dose of medications, there was no other good option to further control their blood pressure. Renal denervation presents a new viable treatment for these patients."

Two weeks after the procedure, Mr Leow's blood pressure has dropped from 190 mmHg to 150 mmHg, a significant drop of 40 mmHg. "Last time, I'm always very tired like a sick person. Now, I feel more energetic," he said.

# Fellowship in Cardiothoracic Surgery



Dr Soon Jia Lin (2nd from right) performing his last transapical transcatheter aortic valve implant at St Paul's Hospital with Dr John Webb (left) and Dr Jian Ye (right).

This issue, the Murmurs team speaks to Dr Soon Jia Lin, Associate Consultant, Department of Cardiothoracic Surgery at the National Heart Centre Singapore (NHCS) on his rigorous fellowship at the John Radcliffe Hospital, Oxford, United Kingdom and the St Paul's Hospital, Vancouver, Canada from 2009 – 2011.

## Why John Radcliffe Hospital and St Paul's Hospital

The John Radcliffe Hospital has the largest experience with the 3F valve which was part of the FDA device approval study. They have the longest follow-up on these patients as well. It was the only implanting centre in the UK for this new generation of aortic valves, and my fellowship coincided with the commencement of its participation in the FDA device approval trial.

The St Paul's Hospital performed the world's first transapical transcatheter aortic valve implantation, is the only transcatheter valve centre for west coast Canada, and the Edwards SAPIEN valve training centre for the west coast of North America. It is also a tertiary referral centre for high risk cardiac surgery, heart failure and transplant centre offering advanced cardiac mechanical support devices.

## The Robust Training

I started my fellowship training in adult cardiac and thoracic surgery at the John Radcliffe Hospital and spent a year there. During this period, I learnt the aortic root surgery (including homograft root and valve-sparing root replacement), and the implantation of new generation stented, stentless and sutureless aortic valves. The following year was spent at the St Paul's Hospital where I focused on adult cardiovascular surgery with emphasis on transcatheter heart valve therapies and heart failure surgery.

When I'm not in the Operating Room, I worked on my research projects which have culminated in six publications in peer reviewed journals. Some collaborative works are still ongoing. I have also helped to refine the transapical transcatheter valve and cardiac assist device databases at the St Paul's Hospital.

The rigorous training allowed me to learn strategies and techniques to treat high risk 'older' patients whom were previously declined for conventional open heart surgery. Heart failure patients can now be treated using minimal access techniques. Together with technological advances, we can now offer these patients a better quality of life.

## Memorable Experience

I spent 2009's Christmas operating and caring for a patient undergoing a second reoperative aortic root and mitral replacement that required perioperative extracorporeal membrane oxygenation (ECMO) support. I remembered him being transferred to the John Radcliffe Hospital from afar for surgery, and grasping my hand so tight in the intensive care unit on that snowy Christmas day, refusing to let me leave him when he was still ill. Seeing him well in the outpatient clinic just before I left the hospital, made my year worthwhile.

At the St Paul's Hospital, there was a patient with a second re-sternotomy for bailout transaortic aortic valve replacement due to failed transcatheter valve-in-valve for a degenerated bioprosthesis within a failed homograft root. He needed perioperative ECMO support but was subsequently discharged well from the hospital, having had a HeartWare HVAD cardiac assist device implanted.

These cases demonstrated the endless possibilities with the techniques and technology available today.

## What's next

My newly acquired skills and knowledge will complement the range of minimally invasive cardiac surgeries offered at the NHCS. These include minimally invasive procedures for patients with aortic valve disease and patients with failed bioprosthesis in all positions. For patients with advanced heart failure, I plan to use the new generation of cardiac assist devices in the future, which are also amenable to minimal access implantation.

During the course of his training, Dr Soon Jia Lin made time for long walks around historical Oxford with his family. The walks kept them physically fit and gave them quality time together. They also gave him the opportunity to hone his photography skills, which he hopes to convert into paintings in the future.



Dr Soon Jia Lin (far right) with Dr Ravi Pillai (far left) from the John Radcliffe Hospital and Dr James L Cox (2nd from right), father of the Cox maze procedure for atrial fibrillation and inventor of the 3F valve, at a device implantation workshop in UK.

## Contact Us



**GP FAST-TRACK APPOINTMENT**  
Tel 6436 7848

**OUTPATIENT APPOINTMENT UNIT**  
Tel 6436 7840 Fax 6222 9258  
Email central.appt@nhcs.com.sg

**GENERAL ENQUIRIES**  
Tel 6436 7800 Fax 6227 3562  
Email nhcs@nhcs.com.sg

### NHCS CARDIOTHORACIC SURGERY SERVICES

#### Cardiac Surgery

- Conventional coronary artery bypass graft surgery
- Off-pump / beating heart surgery
- Congenital heart disease surgery
- Maze surgery for atrial fibrillation
- Left ventricular reconstructive surgery (also known as Dor or Saver surgery)
- Heart transplantation
- Valvular heart surgery including valve repair and replacement surgery
- Robotic-assisted surgery
- Endoscopic vein harvest

#### Aortic and Peripheral Vascular Surgery

- Abdominal aortic aneurysm surgery
- Peripheral vascular arterial surgery
- Thoracic and thoraco abdominal aorta surgery
- Surgery for acute and chronic arterial disorders
- Endovascular stent graft surgery for aortic aneurysm

#### Mechanical Heart Assist Device

- Left ventricular assist device (LVAD)
- Biventricular assist device (BIVAD)
- Extra-corporeal membrane oxygenation (ECMO) for acute cardio respiratory failure

#### Lung Cancer Multi-Modality Therapy

- Complete workup and full consultation with oncology and pulmonology consultants, prior surgical treatment

#### Thoracic Surgery

- Complete muscle sparing thoracotomy
- Video-assisted thoracoscopic surgery (VATS)
- Drainage of empyema
- Lung resection for cancer of the lung
- Lung transplantation for advanced lung disease
- Lung volume reduction surgery (LVRS) for chronic obstructive pulmonary disease (COPD)
- Mediastinoscopy for staging of lung cancer
- Minimally invasive (endoscopic) thoracic sympathectomy
- VATS pleurodesis for spontaneous pneumothorax

### OUR CARDIOTHORACIC SURGERY SPECIALISTS

Dr Kenny Sin Yoong Kong	Head and Senior Consultant
A/Prof Chua Yeow Leng	Senior Consultant
Dr Lim Chong Hee	Senior Consultant
Dr Lim See Lim	Senior Consultant
Dr Tan Teing Ee	Senior Consultant
Dr Lim Yeong Phang	Senior Consultant
Dr Victor Chao Tar Toong	Consultant
Dr Su Jang Wen	Consultant

For a comprehensive list of NHCS services and specialists, please visit [www.nhcs.com.sg](http://www.nhcs.com.sg)

## Research Publications Oct - Dec 2011

Zhong L, Gobeawan L, Su Y, Tan JL, Ghista DN, Chua T, Tan RS, Kassab GS. Right ventricular regional wall curvedness and area strain in patients with repaired Tetralogy of Fallot. *Am J Physiol Heart Circ Physiol*. 2011 Dec 30. [Epub ahead of print]

Delgado V, Biermasz NR, van Thiel SW, Ewe SH, Ajmone Marsan N, Holman ER, Feelders RA, Smit JW, Bax JJ, Pereira AM. Changes in heart valve structure and function in patients treated with dopamine agonists for prolactinomas, a 2-year follow-up study. *Clin Endocrinol (Oxf)*. 2011 Dec 23. doi: 10.1111/j.1365-2265.2011.04326.x. [Epub ahead of print]

Chiam PT, Liu B, Wong AS, Wong PE, Lim ST, Koh TH, Lim VY. Comparison of novel 6.5 Fr sheathless guiding catheters versus 5 Fr guiding catheters for transradial coronary. *EuroIntervention*. 2011 Dec 13;7(8):930-5. doi: 10.4244/EIJV7I8A147.

Liew R. Almanac 2011: Cardiac arrhythmias and pacing. The national society journals present selected research that has driven recent advances in clinical cardiology. *Rev Port Cardiol*. 2011 Dec 8. [Epub ahead of print]

Yeo KK, Li S, Amsterdam EA, Wang TY, Bhatt DL, Saucedo JF, Kontos MC, Roe MT, French WJ. Comparison of Clinical Characteristics, Treatments and Outcomes of Patients With ST-Elevation Acute Myocardial Infarction With Versus Without New or Presumed New Left Bundle Branch Block (from NCDR®). *Am J Cardiol*. 2011 Dec 5. [Epub ahead of print]

Liew R. Is cardiac resynchronisation therapy better than right ventricular pacing after atrioventricular junction ablation for medically refractory atrial fibrillation? *Heart*. 2011 Dec 6. [Epub ahead of print] doi:10.1136/heartjnl-2011-301367.

Koh AS, Choi LM, Sim LL, Tan JW, Khin LW, Chua TS, Koh TH, Chia S. Comparing the use of cobalt chromium stents to stainless steel stents in primary percutaneous coronary intervention for acute myocardial infarction: A prospective registry. *Acute Card Care*. 2011 Dec;13(4):219-22. Vol. 13, No. 4, Pages 219-222.

Chee Tang Chin, William S. Weintraub, David Dai, Rajendra H. Mehta, John S. Rumsfeld, H. Vernon Anderson, John C. Messenger, Michael A. Kutcher, Eric D. Peterson, Ralph G. Brindis, Sunil V. Rao. Trends and predictors of length of stay after primary percutaneous coronary intervention: A report from the CathPCI Registry. *American Heart Journal Volume 162, Issue 6, December 2011, Pages 1052-1061*.

Koh AS, Blankstein R. Selecting the Best Noninvasive Imaging Test to Guide Treatment After an Inconclusive Exercise Test. *Curr Treat Options Cardiovasc Med*. 2011 Nov 29. [Epub ahead of print]

Chin CT, Wang TY, Anstrom KJ, Zhu B, Maa JF, Messenger JC, Ryan KA, Davidson-Ray L, Zettler M, Effron MB, Mark DB, Peterson ED. Treatment with Adenosine Diphosphate Receptor Inhibitors-Longitudinal Assessment of Treatment Patterns and Events after Acute Coronary Syndrome (TRANSLATE-ACS) study design: Expanding the paradigm of longitudinal observational research. *Am Heart J*. 2011 Nov;162(5):844-851. Volume 162, issue 5.

Ruiz CE, Jelnin V, Kronzon I, Dudiy Y, Del Valle-Fernandez R, Einhorn BN, Chiam PT, Martinez C, Eiros R, Roubin G, Cohen HA. Clinical outcomes in patients undergoing percutaneous closure of periprosthetic paravalvular leaks. *J Am Coll Cardiol*. 2011 Nov 15;58(21):2210-7. Volume 58, Issue 21.

Connolly SJ, Camm AJ, Halperin JL, Joyner C, Alings M, Amerena J, Atar D, Avezum A, Blomström P, Borggrefe M, Budaj A, Chen SA, Ching CK, Commerford P, Dans A, Davy JM, Delacrétaez E, Di Pasquale G, Diaz R, Dorian P, Flaker G, Golitsyn S, Gonzalez-Hermosillo A, Granger CB, Heidbüchel H, Kautzner J, Kim JS, Lanus F, Lewis BS, Merino JL, Morillo C, Murin J, Narasimhan C, Paolasso E, Parkhomenko A, Peters NS, Sim KH, Stiles MK, Tanomsup S, Toivonen L, Tomcsányi J, Torp-Pedersen C, Tse HF, Vardas P, Vinereanu D, Xavier D, Zhu J, Zhu JR, Baret-Cormel L, Weinling E, Staiger C, Yusuf S, Chrolavicius S, Afzal R, Hohnloser SH; the PALLAS Investigators. Dronedronone in High-Risk Permanent Atrial Fibrillation. *N Engl J Med*. 2011 Nov 14. [Epub ahead of print]

Huang Fei Qiong, Tan Ru San. LV diastolic function and filling pressure assessment using the time intervals changes on the mitral inflow and mitral annular velocities. *Heart* 2011;97:A220 doi:10.1136/heartjnl-2011-300867.645.

Huang Fei Qiong, Zhong Liang, Tan Lay-kheng, Chua Yvonne Lay-hong, Tan Ru San, Ding Zee Pin. Time intervals between the end of A wave to the onset of QRS in relation to age in a group of healthy Singaporean people. *Heart* 2011;97:A215-A216 doi:10.1136/heartjnl-2011-300867.632.

Terrance Chua. Overview & Epidemiology of Hypertension in Singapore. *The Singapore Family Physician Vol 37(4) (supplement 1) Oct - Dec 2011 : 8*.

De Silva DA, Woon FP, Manzano JJ, Liu EY, Chang HM, Chen C, Wang JJ, Mitchell P, Kingwell BA, Cameron JD, Lindley RI, Wong TY, Wong MC.40. The relationship between aortic stiffness and changes in retinal microvessels among Asian ischemic stroke patients. *J Hum Hypertens*. 2011 Oct 6. doi: 10.1038/jhh.2011.88. [Epub ahead of print]

John J. Atherton, Christopher S. Hayward, Wan Azman Wan Ahmad, Bernard Kwok, Jesus Jorge, Adrian F. Hernandez, Li Liang, Robb D. Kociol, Henry Krum, and ADHERE International-Asia Pacific Scientific Advisory Committee. Patient Characteristics From a Regional Multicenter Database of Acute Decompensated Heart Failure in Asia Pacific (ADHERE International-Asia Pacific). *J Am Coll Cardiol*. 2011 Oct 25;58(18):1910-8. Epub 2011 Oct 6.

Ewe SH, Muratori M, Delgado V, Pepi M, Tamborini G, Fusini L, Klautz RJ, Gripari P, Bax JJ, Fusari M, Schalij MJ, Ajmone Marsan N. Hemodynamic and Clinical Impact of Prosthesis-Patient Mismatch After Transcatheter Aortic Valve Implantation. *Journal : J Am Coll Cardiol*. 2011 Oct 25;58(18):1910-8. Epub 2011 Oct 6.

Yeo KK, Malik U, Laird JR. Outcomes following treatment of femoropopliteal in-stent restenosis: A single center experience. *Catheter Cardiovasc Interv*. 2011 Oct 1;78(4):604-8. doi: 10.1002/ccd.23022. Epub 2011 May 12.

Mehta A, Chung YY, Ng A, Iskandar F, Atan S, Wei H, Disting G, Sun W, Wong P, Shim W. Pharmacological response of human cardiomyocytes derived from virus-free induced pluripotent stem cells. *Cardiovasc Res*. 2011 Sep 1;91(4):577-86. Epub 2011 May 12.


Elayi CS, Whitbeck MG, Charnigo R, Shah J, Macaulay TE, Morales G, Gurley JC, Kakavand B, Thal S, Ching CK, Khaykin Y, Verma A, Barrett C, Bai R, Di Biase L, Patwardhan A, Moliterno DJ, Natale A; AFFIRM Study Investigators. Is there an association between external cardioversions and long-term mortality and morbidity? Insights from the Atrial Fibrillation Follow-up Investigation of Rhythm Management study. *Circ Arrhythm Electrophysiol*. 2011 Aug 1;4(4):465-9. Epub 2011 Apr 21.

Zhang B, Wong A. The confluent balloon technique for retrograde therapy of chronic total occlusion. *Catheter Cardiovasc Interv*. 2011 Jul 1;78(1):60-4. doi: 10.1002/ccd.22857. Epub 2011 Mar 16.


## Appointments of Subspecialty Directorship

NAME	APPOINTMENT
DR TAN JU LE	Director, Adult Congenital Heart Diseases
A/PROF LIM SOO TEIK	Director, Cardiac Catheterisation Laboratory
DR K GUNASEGARAN	Director, Cardiology Fellowship Programme
A/PROF TAN RU SAN	Director, Clinical Trials
DR JACK TAN	Director, Coronary Care Unit
A/PROF DING ZEE PIN	Director, Echocardiography
DR LEE CHUNG YIN	Director, Education and Training
DR AARON WONG	Director, Interventional Cardiology
A/PROF TERRANCE CHUA	Director, Non-Invasive Laboratory
DR FELIX KENG	Director, Nuclear Cardiology
DR STANLEY CHIA	Director, Residency Programme
DR TEO WEE SIONG	Senior Advisor, Electrophysiology and Pacing
DR CHING CHI KEONG	Director, Electrophysiology and Pacing
DR BERNARD KWOK	Director, Heart Failure Programme
DR DAVID SIM	Co-Director, Heart Failure Programme
A/PROF PHILIP WONG	Director, Research and Development Unit
DR REGINALD LIEW	Deputy Director, Research and Development Unit
DR TAN TEING EE	Director, Cardiothoracic Surgery Intensive Care Unit
DR LIM YEONG PHANG	Director, Operating Theatre
DR KENNY SIN	Director, Quality Management
DR VICTOR CHAO	Director, Vascular Laboratory

## Promotions



**DR PAUL CHIAM**  
Senior Consultant,  
Department of Cardiology



**DR EWE SEE HOOI**  
Consultant,  
Department of Cardiology

## NHCS wins National Safety and Security Watch Group (SSWG) Award



Mr Jimmy Sum, Manager, Support Services, NHCS (2nd from right) with the guest-of-honour, Mr Teo Chee Hean, Deputy Prime Minister and Coordinating Minister for National Security and Minister for Home Affairs, and the other winners at the National Safety and Security Watch Group Symposium and Award Ceremony on 18 November 2011.

NHCS, as part of SingHealth (together with SGH and KKH) has won the National Safety and Security Watch Group (SSWG) Award 2011 – Cluster Category. This is the third consecutive year NHCS received this prestigious award. The SSWG scheme is an initiative launched by the Singapore Police Force and Singapore Civil Defence Force to reach out to the business community in Singapore via engagement in local threat assessment and security enhancement. The award was presented by the guest-of-honour, Mr Teo Chee Hean, Deputy Prime Minister and Coordinating Minister for National Security and Minister for Home Affairs on 18 November 2011.

## We are BCM-recertified

The National Heart Centre Singapore (NHCS) received the Business Continuity Management (BCM) Recertification Award 2011 on 28 November 2011. Certified since 2005, the award reaffirms the centre's efforts in establishing a robust framework that enables continuity management and recovery of critical business operations during a crisis.

## Say No to Plastic Bags

The National Heart Centre Singapore (NHCS) has embarked on an eco-friendly initiative "Say No to Plastic Bags" at the pharmacy in January 2012. This is to reduce the use of plastic bags and patients are encouraged to bring their own carrier bags for medicines when they visit NHCS.



A poster developed by the NHCS pharmacy staff on the "Say No to Plastic Bags" initiative.

A small fee will be charged for a plastic bag with effect from June 2012. One of the worst environmental effects of plastic bags is that they are non-biodegradable. The decomposition of plastic bags takes about 1000 years! Do support us in this meaningful cause.

For feedback on Murmurs, please direct to

### THE EDITOR, MURMURS C/O CORPORATE DEVELOPMENT

National Heart Centre Singapore  
168 Jalan Bukit Merah, Connection One (Tower 3) #07-08  
Singapore 150168

Tel 6436 7800 Fax 6227 3562

Email nhcs@nhcs.com.sg Website www.nhcs.com.sg

Reg No. 199801148C

### EDITORIAL BOARD

#### Advisor

A/Prof Koh Tian Hai

#### Medical Editor

Dr Stanley Chia

#### Executive Editor

Yvonne Then

#### Member

Jessica Koh

Printed by Procolor Separation and Print Pte Ltd • A razorSHARK Design

The information in this publication is meant for educational purposes and should not be used as a substitute for medical diagnosis or treatment. Please consult your doctor before starting any treatment or if you have any questions related to your health or medical condition. No part of this publication is to be quoted or reproduced without the permission of National Heart Centre Singapore.

